

10-Year Financial and Non-Financial Summary

Riken Vitamin has applied the Accounting Standard for Revenue Recognition (ASBJ Statement No. 29, March 31, 2020) since the beginning of FY2021.

	Unit	FY2014	FY2015	FY2016	FY2017	FY2018	FY2019	FY2020	FY2021	FY2022	FY2023
Operating Results											
Net sales	Millions of yen	85,603	88,072	87,181	89,515	89,024	82,974	77,722	79,231	88,750	91,484
Operating profit	Millions of yen	4,610	6,007	6,820	5,424	4,580	5,307	1,367	5,840	7,158	9,371
Ordinary profit	Millions of yen	4,645	5,321	6,248	4,587	4,388	5,045	1,652	6,182	7,723	10,296
Profit (loss) attributable to owners of parent	Millions of yen	3,755	4,107	4,089	4,800	2,623	(8,933)	(1,618)	21,582	6,414	8,755
Financial Position											
Total assets	Millions of yen	114,049	109,030	109,342	110,994	109,706	101,853	106,535	102,660	105,223	118,776
Net assets	Millions of yen	76,036	74,341	53,611	58,919	59,229	46,789	46,674	66,539	71,371	76,643
Cash Flows											
Cash flows from operating activities	Millions of yen	5,941	8,377	8,126	5,753	6,689	5,850	7,660	6,823	7,835	10,451
Cash flows from investing activities	Millions of yen	(5,690)	(6,389)	(3,080)	(1,617)	(3,388)	(4,282)	(2,322)	(3,661)	(2,034)	(554)
Cash flows from financing activities	Millions of yen	(1,222)	(3,140)	(1,881)	(5,869)	(2,490)	(3,051)	(180)	(7,565)	(4,578)	(7,084)
Cash and cash equivalents at end of period	Millions of yen	14,578	13,154	16,207	14,488	15,157	13,604	18,655	15,064	16,656	20,141
Per Share Data¹											
Earnings (loss) per share	Yen	84.91	93.22	127.50	146.94	80.04	(272.48)	(49.36)	657.98	195.51	268.44
Net assets per share	Yen	1,705.66	1,677.13	1,670.30	1,783.14	1,792.07	1,411.87	1,407.47	2,027.84	2,174.39	2,523.84
Dividends per share	Yen	30.00	33.00	33.00	35.50	40.50	42.00	42.00	46.00	59.00	81.00
Dividend payout ratio	%	35.3	35.4	25.9	24.2	50.6	—	—	7.0	30.2	30.2
Financial Indicators											
Equity ratio	%	66.1	67.7	48.5	52.7	53.5	45.5	43.3	64.8	67.8	64.5
Profit attributable to owners of parent/equity (ROE)	%	5.3	5.5	6.4	8.6	4.5	—	—	38.3	9.3	11.8
Price-earnings ratio (PER)	Times	24.3	21.5	15.8	14.0	21.9	—	—	2.5	9.8	9.6
Non-Financial Indicators (Non-consolidated)											
Number of employees (As of March 31)		916	912	923	935	945	934	942	958	957	966
Employees by gender	Male	727	721	725	735	741	729	737	738	735	736
	Female	189	191	198	200	204	205	205	220	222	230
Greenhouse gas (GHG) emissions ² (Group)	Scope 1	—	—	—	—	37,052	40,315	40,096	39,901	35,245	31,999
	Scope 2 (Market-based method)	t-CO ₂ -eq	—	—	—	—	47,533	44,055	40,392	40,490	25,245
	Scope 2 (Location-based method)	—	—	—	—	—	48,902	45,490	41,784	42,783	40,826
Total waste generation	Tons	3,737	4,325	4,041	3,981	3,853	3,506	3,557	3,960	4,304	3,920
Food waste recycling rate	%	74.9	90.1	95.0	96.7	95.7	94.7	92.2	93.5	94.5	95.2
Water usage	1,000 kL	441	451	464	422	400	381	386	374	383	386

1. The Company conducted a 2-for-1 stock split of its common stock, effective April 1, 2020. Per share data above is adjusted for the stock split.

2. GHG emissions have been revised retrospectively pursuant to a review of emission factors.

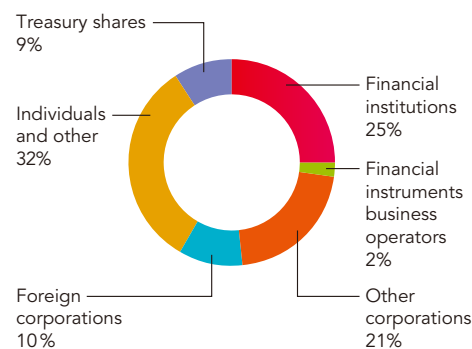
Share Information

(As of March 31, 2024)

Basic Share Information

Total number of authorized shares: 160,000,000
 Total number of issued shares: 33,705,100
 Number of shareholders: 26,845
 Stock listing: Tokyo Stock Exchange, Prime Market
 Stock code: 4526
 Shares per unit: 100
 Shareholder registry administrator: Mitsubishi UFJ Trust and Banking Corporation
 Accounting auditor: KPMG AZSA LLC

Composition of Shareholders

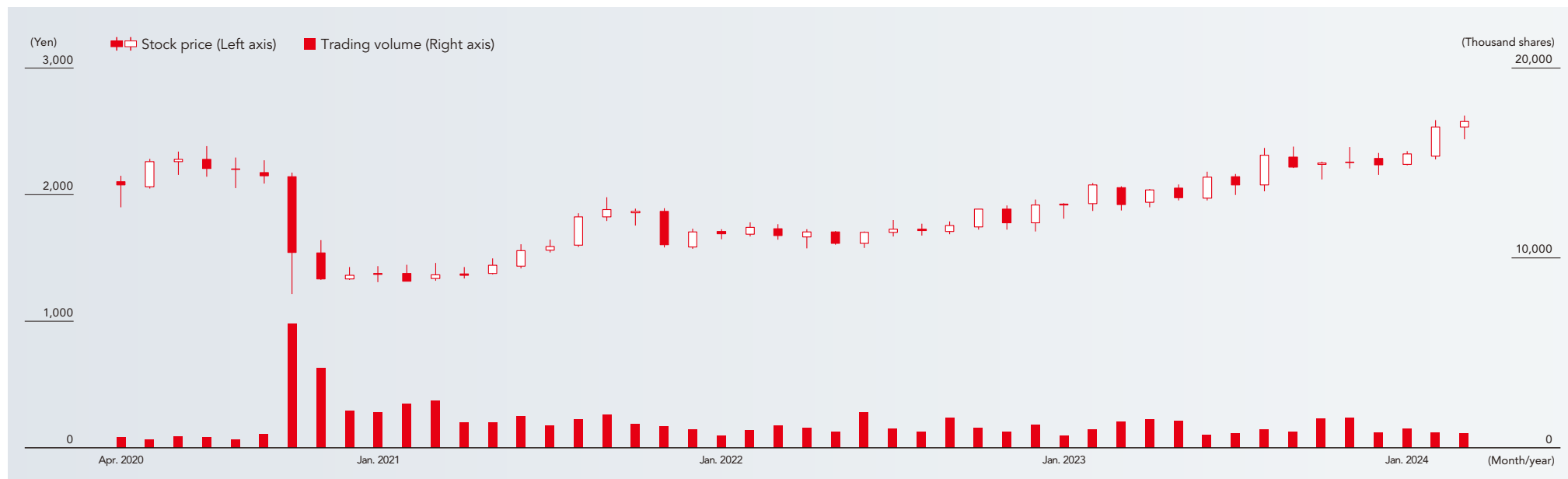


Major Shareholders

Name	Shares held (Thousand)	Shareholding ratio (%)
Riken Vitamin Business Partners' Shareholding Association	3,227	10.57
The Master Trust Bank of Japan, Ltd. (Trust Account)	2,016	6.60
Mizuho Bank, Ltd.	1,386	4.54
The Master Trust Bank of Japan, Ltd. (Miyoshi Oil & Fat Co., Ltd. Pension Fund)	1,080	3.53
Sumitomo Life Insurance Company	726	2.37
Riken Vitamin Employees' Shareholding Association	716	2.34
Mitsubishi UFJ Trust and Banking Corporation	672	2.20
MUFG Bank, Ltd.	590	1.93
Hazama Ando Corporation	562	1.84
Asahi Mutual Life Insurance Company	438	1.43

Notes: 1. The Company holds 3,182,000 shares of treasury stock, which are excluded from the major shareholders listed above.
 2. The 3,182,000 shares of treasury stock do not include the 166,000 shares of the Company's stock held by the Executive Compensation Board Incentive Plan (BIP) Trust and the Stock Grant Employee Stock Ownership Plan (ESOP) Trust.
 3. The shareholding ratio does not include treasury shares.

Stock Price and Trading Volume



Corporate Data

(As of March 31, 2024)

Corporate Profile

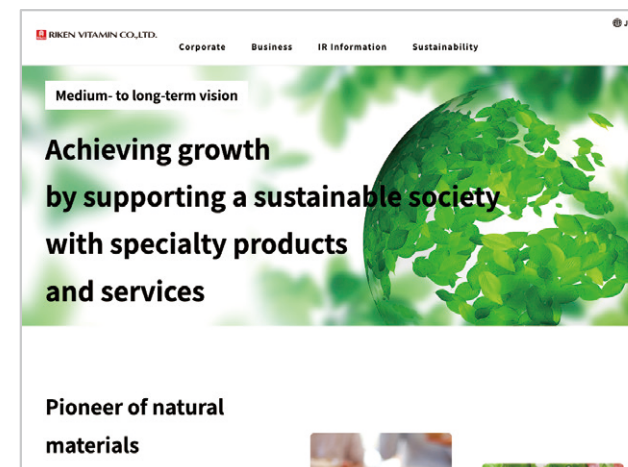
Trade name	Riken Vitamin Co., Ltd.
Head Office address	1-6-1 Yotsuya, Shinjuku-ku, Tokyo, 160-0004, Japan
Establishment	August 1949
Capital	¥2,537 million
Number of employees	966 (consolidated: 1,857)
Business	Production and sale of household and commercial foods, processed food ingredients, food-improving agents, chemical-improving agents, and vitamins

Business sites in Japan	Business and sales locations	Head Office; Saitama Office; Osaka Branch Office; Sapporo Branch Office; Sendai Branch Office; Nagoya Branch Office; Fukuoka Branch Office; Eiken Shoji Co., Ltd.; Shinken Sangyo Co., Ltd.
	Production facilities	Soka Factory; Chiba Factory; Tokyo Factory; Kyoto Factory; Osaka Factory; Riken Food Co., Ltd.; Kenseido Co., Ltd.; Sunny Packaging Co., Ltd.
	Research and development bases	Presentation Center, Application & Innovation Center

<https://www.rikenvitamin.jp/en/corporate/domestic/>

Business sites outside Japan	Sales locations	Rikevita Fine Chemical & Food Industry (Shanghai) Co., Ltd.; Rikevita Asia Co., Ltd.; Rikevita (Singapore) Pte Ltd; Rikevita (India) Private Limited; Rikevita Turkey Food Industry Limited Company; Riken Vitamin Europe GmbH; Riken Vitamin USA, Inc.
	Production facilities	Tianjin Rikevita Food Co., Ltd.; Rikevita (Malaysia) Sdn. Bhd.; Guymon Extracts Inc.

<https://www.rikenvitamin.jp/en/corporate/overseas/>



► Riken Vitamin Corporate Information Website
<https://www.rikenvitamin.jp/en/>

A comprehensive overview of Riken Vitamin's corporate activities, IR information, and sustainability information.

